


# DAGMAT<sup>®</sup>



## BIODEGRADABLE PLANT MAT SQUARES

TERRALANA

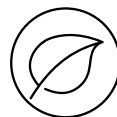


## 100% PURE NZ DAG WOOL THE PERFECT PLANT MAT

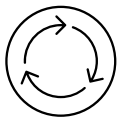
Terra Lana dag wool is the ideal natural, eco-friendly and highly effective mat material for plant establishment. Maximize your plant survival rates, boost growth and save costs. Dagmats are easy to install with precut slits for the plants. Custom sizes and densities available in bulk.




**Made in NZ** Manufactured in our own facilities for quality, dependable supply and economic & environmental sustainability



**Biodegradable** 100% dag wool means 100% biodegradable. No more nasty residues left in our soils. And plants love it!



**Paddock to Plant** Our dag wool is sourced directly from local farmers, greatly reducing processing and transport




**Powered by Poop** As the Terra Lana DagMats biodegrade, nutrients like nitrogen, sulfur and magnesium are released to boost plant growth




**Retain Water** Terra Lana dag wool can hold three times its weight in water and provides a ground barrier that enhances water retention



**Frost Protection** Wool is warm. It's outstanding insulative quality protects tender plant roots from cold and frost damage



**No Need to Spray** or remove weeds. The thick, densely matted dag wool provides highly effective, longer lasting 6–12+ month weed suppression



**Save all Round** Factory direct, greater growth & survival and less maintenance with better weed suppression all equals reduced costs.

THE NATURAL CHOICE FOR NATURE



0800 485 262

| [sales@terralana.co.nz](mailto:sales@terralana.co.nz)

| [terralana.co.nz](http://terralana.co.nz)

# USING DAGMAT SQUARES

## SELECTING PRODUCT

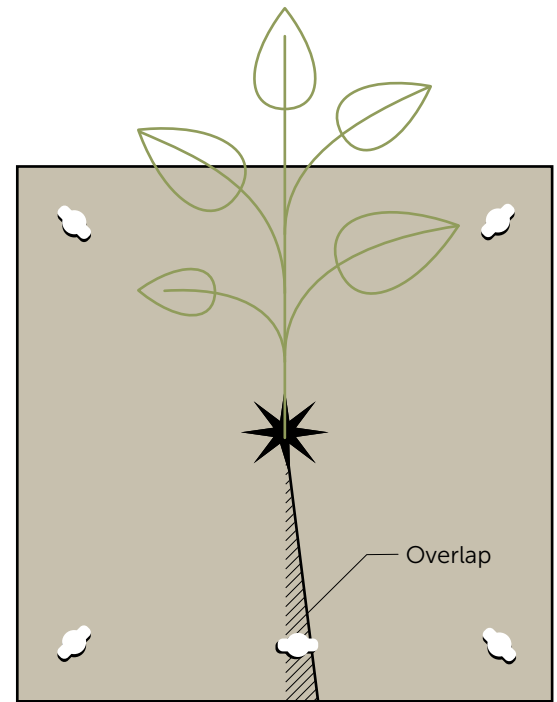
**Size** The size primarily determines the area kept free of encroaching weeds around the plant base. Generally the larger or wider the plant, the wider the mat needs to be. Taller plants require less coverage. Custom sizes and densities can be made for bulk orders.

## INSTALLATION

Good ground contact with the mat is critical: clear the mat area of any weeds, grass, or obstacles.

Place DagMat—via the slit—around the base of the plant. Fix the DagMat edges using steel pegs in corners, with a fifth peg to close the slit.

TerraPegs can be driven in using a mallet or TerraPeg driver—available from Terra Lana for larger plantings.



## SPECIFICATIONS

SIZE	DENSITY	LIFE EXPECTANCY	CODE
<b>360mm</b>	500 gsm	12-18 months	DMS500.360
<b>450mm</b>	500 gsm	12-18 months	DMS500.450
<b>600mm</b>	500 gsm	12-18 months	DMS500.600

**750gsm and 1000gsm** for greater weed suppression and life expectancy available for bulk orders.



0800 485 262  
sales@terralana.co.nz | terralana.co.nz  
55 Francella St, Christchurch, NZ

