

TERRA LANA WOOL INSULATION PRODUCT DATA

Product Table

Benefits

Skillion Ceiling

Truss Ceiling

Timber I-Beam Fillet

Exterior Wall


Service Cavity

Drop In Floor

Underfloor

Chatterblock Acoustic

Acoustic Specifications



TERRA LANA

PRODUCT TABLE TERRA LANA WOOL INSULATION

All products are available in customised widths, lengths and R-values for orders over 50m²

vFEB2025

R-VALUE	THICKNESS	CENTRES	GSM	DENSITY	λ-VALUE	BALE	M2	CODE
CEILING SERVICE CAVITY								
R0.9	35mm	600mm	1000 gsm	28.6 kg/m ³	0.0389 W/m ² K	2 x 6m x 570mm	6.84 m ²	09.35.570
R1.2	45mm	600mm	1200 gsm	26.7 kg/m ³	0.0375 W/m ² K	2 x 5m x 570mm	5.70 m ²	12.45.570
R2.4	90mm	600mm	2600 gsm	28.9 kg/m ³	0.0375 W/m ² K	10 x 1.2m x 560mm	6.72 m ²	24.90.560
SKILLION ROOF – Can also be used in Truss roof								
R3.6	140mm	600mm	3700 gsm	26.4 kg/m ³	0.0389 W/m ² K	8 x 1.2m x 560mm	5.38 m ²	36.140.560
R5.0	190mm	600mm	5700 gsm	30.0 kg/m ³	0.0380 W/m ² K	5 x 1.2m x 570mm	3.42 m ²	50.190.570
R6.4	240mm	600mm	7400 gsm	30.8 kg/m ³	0.0375 W/m ² K	4 x 1.2m x 570mm	2.74 m ²	64.240.570
R7.2	290mm	600mm	6800 gsm	23.4 kg/m ³	0.0403 W/m ² K	4 x 1.2m x 570mm	2.74 m ²	72.290.570
TIMBER I-BEAM RAFTER 'FILLET' – Custom fillets available for all hyJOIST and Lumberworx I-Beams – see our website								
R0.9	35mm	200mm hyJOIST	1000 gsm	28.6 kg/m ³	0.0389 W/m ² K	8 x 6m x 120mm	48 lm/bale	09.35.120F
R0.9	35mm	240mm hyJOIST	1000 gsm	28.6 kg/m ³	0.0389 W/m ² K	7 x 6m x 160mm	42 lm/bale	09.35.160F
TRUSS ROOF								
R3.6	180mm	900mm	2600 gsm	14.4 kg/m ³	0.0500 W/m ² K	10 x 1.2m x 435mm	5.22 m ²	36.180.435
R4.0	190mm	900mm	3000 gsm	15.8 kg/m ³	0.0475 W/m ² K	10 x 1.2m x 435mm	5.22 m ²	40.190.435
TRUSS ROOF DOUBLE LAYER								
R5.2 (R2.6 + R2.6)	290 mm	900mm	3420 gsm	11.8 kg/m ³	0.0558 W/mK	12 x 1.2m x 435mm	3.13 m ²	26.145.435
R6.4 (R3.2 + R3.2)	330 mm	900mm	4400 gsm	13.3 kg/m ³	0.0516 W/mK	10 x 1.2m x 435mm	2.61 m ²	32.165.435
R7.2 (R3.6 + R3.6)	360mm	900mm	5200 gsm	14.4 kg/m ³	0.0500 W/mK	10 x 1.2m x 435mm	2.61 m ²	36.180.435
R8.0 (R4.0 + R4.0)	380mm	900mm	6000 gsm	15.8 kg/m ³	0.0475 W/mK	10 x 1.2m x 435mm	2.61 m ²	40.190.435
WALL SERVICE CAVITY								
R1.2	45mm	600mm	1200 gsm	26.7 kg/m ³	0.0375 W/m ² K	2 x 5m x 570mm	5.70 m ²	12.45.570
90mm WALL								
R2.4	90mm	400mm	2600 gsm	28.9 kg/m ³	0.0375 W/m ² K	10 x 1.2m x 360mm	4.32 m ²	24.90.360
R2.4	90mm	600mm	2600 gsm	28.9 kg/m ³	0.0375 W/m ² K	10 x 1.2m x 560mm	6.72 m ²	24.90.560
140mm WALL								
R3.2	140mm	400mm	2600 gsm	18.6 kg/m ³	0.0438 W/m ² K	10 x 1.2m x 360mm	4.32 m ²	32.140.360
R3.2	140mm	600mm	2600 gsm	18.6 kg/m ³	0.0438 W/m ² K	10 x 1.2m x 560mm	6.72 m ²	32.140.560
R3.6	140mm	400mm	3700 gsm	26.4 kg/m ³	0.0389 W/m ² K	10 x 1.2m x 360mm	4.32 m ²	36.140.360
R3.6	140mm	600mm	3700 gsm	26.4 kg/m ³	0.0389 W/m ² K	8 x 1.2m x 560mm	5.38 m ²	36.140.560
CHATTERBLOCK ACOUSTIC – For internal walls and midfloor								
R1.4	60mm	600mm	2800 gsm	46.7 kg/m ³	0.0430 W/m ² K	12 x 1.2m x 560mm	8.06 m ²	CB.60.560
R2.2	90mm	600mm	1960 gsm	21.8 kg/m ³	0.0640 W/m ² K	12 x 1.2m x 560mm	8.06 m ²	CB.90.560
R3.2	140mm	600mm	2550 gsm	18.2 kg/m ³	0.0438 W/m ² K	10 x 1.2m x 560mm	6.72 m ²	CB.140.560
RETRO-FIT UNDERFLOOR – Stapled in from underneath								
R2.0	115mm	450mm	1200 gsm	10.4 kg/m ³	0.0575 W/m ² K	2 x 5.6m x 480mm	5.38 m ²	20.115.480
NEW BUILD DROP-IN UNDERFLOOR – Install from above with proprietry fastening system, prior to sheet flooring								
R2.7	110mm	400mm	3300 gsm	30.0 kg/m ³	0.0407 W/m ² K	8 x 1.2m x 365mm	3.50 m ²	DIF.110.365
R3.2	140mm	400mm	3500 gsm	25.0 kg/m ³	0.0438 W/m ² K	8 x 1.2m x 365mm	3.50 m ²	DIF.140.365


- Products must be removed from packaging within 3 months to ensure full loft recovery
- Orders of 4 bales or less are subject to additional freight charges.
- Prices are FIS excluding GST; site delivery not included unless otherwise stated.
- Allow up to 2-3 weeks from order to delivery. Minimum order quantities may apply.

Returns Policy: Returned products must be returned to our Christchurch Factory in original unopened packaging, within 1 month of the purchase date; The customer is responsible for the freight on all returns; Custom made products are non-refundable; a 20% restocking fee is charged against the gross value of the returned products less freight (ex factory cost).



building
wool innovation
for life

0800 485 262
sales@terralana.co.nz
terralana.co.nz



TERRA LANA

BENEFITS OF TERRA LANA WOOL INSULATION

HEALTHIER FOR PEOPLE, BETTER FOR THE PLANET



IN-SERVICE PERFORMANCE

Terra Lana wool insulation is hygroscopic, enabling it to absorb and release water vapour. This natural phenomenon, unique to wool, distinguishes it from synthetic insulation. Insulation R-values are typically tested in dry laboratory environments and don't model the moisture present in real-world conditions. The unique properties of wool insulation mean it excels in managing moisture while maintaining its thermal performance. This crucial benefit helps reduce the risk of moisture buildup within the structure of buildings.



LOCALLY GROWN, LOCALLY MADE

We source our wool from Banks Peninsula Farms, a collective of family-owned farms located less than an hour's drive from our Christchurch factory. This proximity offers multiple benefits: reduced transportation emissions, enhanced fibre quality control and traceability, and a positive economic impact on the local farming community. By partnering with nearby suppliers, Terra Lana ensures sustainable sourcing practices while supporting regional agriculture.



PRODUCT STEWARDSHIP

Terra Lana considers environmental impacts at each stage of the product life cycle. By offering custom manufacturing, we help architects design out construction waste and reduce on-site installation times. Any site offcuts can be recycled back into our production line to make new insulation. This makes Terra Lana insulation an excellent choice for Green Star and Homestar-rated projects, where product circularity, energy efficiency and waste reduction are key.



HEALTHY & SAFE

Terra Lana insulation can be handled without protective clothing and will not cause skin or respiratory irritation. Our products have a Declare label and are Red List Free, providing assurance that Terra Lana is a healthier option for builders, installers and the occupants of the building.




QUALITY & DURABILITY GUARANTEED

Our wool insulation comes with a 50-year warranty to meet the durability requirements of the New Zealand Building Code. The combination of New Zealand wool and thermal bonding technology creates a robust, structurally stable product that will not slump nor lose its loft over the lifetime of the building.



0800 485 262
sales@terralana.co.nz
terralana.co.nz

building
wool innovation
for life



TERRA LANA

SKILLION CEILING WOOL INSULATION

PRODUCT DATA

The benefits of Terra Lana wool's superior performance designed for Skillion ceilings

DESCRIPTION

Terra Lana harnesses all the benefits of wool's unique insulative qualities combined with innovative design for a truly high-performance skillion roof insulation.


We use natural and recycled materials and manufacture locally to modern sustainability standards.

APPLICATIONS

- Skillion roof
(Truss roof or external walls where applicable)
- New and retrofit
- Residential buildings
- Commercial buildings.

FEATURES

- Designed to not slump or lose loft
- Superior insulative performance
- 100% recyclable (by Terra Lana)
- Easy to install, manufactured to fit
- Environmentally responsible product
- Naturally safe to handle & healthy in homes
- Manages moisture, maintaining thermal performance
- Excellent acoustic barrier qualities.



COMPLIANCE

BRANZ APPRAISED
Appraisal 682 [2022]

DECLARE RED LIST FREE
Certified toxin free

GREENGUARD
Indoor air quality approved

HOMESTAR/GREENSTAR
Credits available

EPD (in process for mid 2025
completion)

QUALITY ASSURANCE
50 year warranty

SPEC ASSIST

Masterspec

Smart Spec

Design Navigator

H1 Reports & spec writing

Contact:

spec@terralana.co.nz


SPECIFICATIONS

R-VALUE	THICKNESS	CENTRES	BALE CONTAINS	M ² PER BALE	CODE
CEILING SERVICE CAVITY INSULATION					
R0.9	35mm	600mm	2 x 6m x 570mm	6.84 m ²	09.35.570
R1.2	45mm	600mm	2 x 5m x 570mm	5.70 m ²	12.45.570
R2.4	90mm	600mm	10 x 1.2m x 560mm	6.72 m ²	24.90.560
SKILLION ROOF INSULATION					
R3.6	140mm	600mm	8 x 1.2m x 560mm	5.38 m ²	36.140.560
R5.0	190mm	600mm	5 x 1.2m x 570mm	3.42 m ²	50.190.570
R6.4	240mm	600mm	4 x 1.2m x 570mm	2.74 m ²	64.240.570
R7.2	290mm	600mm	4 x 1.2m x 570mm	2.74 m ²	72.290.570



building
wool innovation
for life

0800 485 262
spec@terralana.co.nz
terralana.co.nz



TERRALANA

TRUSS ROOF WOOL INSULATION

PRODUCT DATA

The benefits of Terra Lana wool's superior performance designed for Truss roof ceilings

DESCRIPTION

Terra Lana harnesses all the benefits of wool's unique insulative qualities combined with innovative design for a truly high-performance truss roof insulation. We use natural and recycled materials and manufacture locally to modern sustainability standards.

APPLICATIONS

- Truss roof (Skillion roof or external walls where applicable)
- New and retrofit
- Residential and commercial buildings

FEATURES

- Designed to not slump or lose loft
- Superior insulative performance
- 100% recyclable (by Terra Lana)
- Easy to install, manufactured to fit
- Environmentally responsible product
- Naturally safe to handle & healthy in homes
- Manages moisture, maintaining thermal performance
- Excellent acoustic barrier qualities.



COMPLIANCE

BRANZ APPRAISED
Appraisal 682 [2022]

DECLARE RED LIST FREE
Certified toxin free

GREENGUARD
Indoor air quality approved

HOMESTAR/GREENSTAR
Credits available

EPD (in process for mid 2025 completion)

QUALITY ASSURANCE
50 year warranty

SPEC ASSIST

Masterspec

Smart Spec

Design Navigator

H1 Reports & spec writing

Contact:
spec@terralana.co.nz

SPECIFICATIONS

R-VALUE	THICKNESS	CENTRES	BALE CONTAINS	M ² PER BALE	CODE
CEILING SERVICE CAVITY INSULATION					
R0.9	35mm	600mm	2 x 6m x 570mm	6.84 m ²	09.35.570
R1.2	45mm	600mm	2 x 5m x 570mm	5.70 m ²	12.45.570
R2.4	90mm	600mm	10 x 1.2m x 560mm	6.72 m ²	24.90.560
TRUSS ROOF INSULATION					
R3.6	180mm	900mm	10 x 1.2m x 435mm	5.22 m ²	36.180.435
R4.0	190mm	900mm	10 x 1.2m x 435mm	5.22 m ²	40.190.435
TRUSS ROOF DOUBLE LAYER INSULATION					
R5.2 (R2.6 + R2.6)	290mm	900mm	12 x 1.2m x 435mm	3.13 m ²	26.145.435
R6.4 (R3.2 + R3.2)	330mm	900mm	10 x 1.2m x 435mm	2.61 m ²	32.165.435
R7.2 (R3.6 + R3.6)	360mm	900mm	10 x 1.2m x 435mm	2.61 m ²	36.180.435
R8.0 (R4.0 + R4.0)	380mm	900mm	10 x 1.2m x 435mm	2.61 m ²	40.190.435



building
wool innovation
for life

0800 485 262
spec@terralana.co.nz
terralana.co.nz



TERRALANA

TIMBER I-BEAM FILLET WOOL INSULATION

PRODUCT DATA

The natural benefits of Terra Lana wool for optimal insulation of timber I-Beam systems

DESCRIPTION

Timber I-Beams are often specified over standard solid timber framing to reduce thermal bridging and increase span capacity.

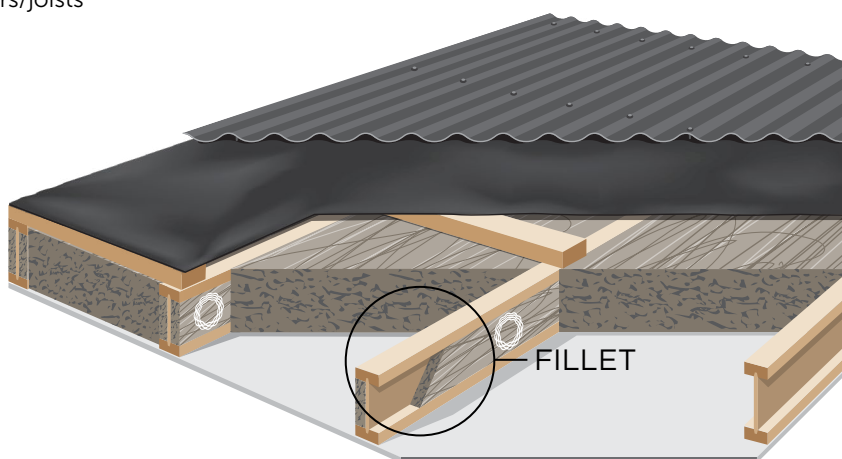
I-Beam's create voids that are difficult to insulate using standard insulation products. Terra Lana timber I-Beam fillets friction-fit within the voids to ensure maximum thermal performance.

APPLICATIONS

- hyJOIST rafters/joists
- Lumberworx rafters/joists

FEATURES

- The only specific solution available for timber I-Beams
- Maximises thermal performance of timber I-Beams
- Custom made to fit all timber I-Beam sizes
- Easy to install, manufactured to friction fit
- Environmentally responsible product
- Naturally safe to handle & healthy in homes
- 100% recyclable (by Terra Lana)



Note
When specifying vapour control layers, such as Pro Clima Intello, directly beneath rafters, consider spacing rafters at 600mm centres max. This will ensure the insulation can friction fit and be stapled to the edge of the rafter, without applying excessive pressure on the vapour control layer, or falling out of the cavity.

SPECIFICATIONS

Manufacturer	I-Beam Size	Fillet Size
hyJOIST	200mm	120mm
hyJOIST	240mm	160mm
hyJOIST*	300mm	220mm
Lumberworx*	200mm	140mm
Lumberworx*	240mm	180mm
Lumberworx*	300mm	240mm

COMPLIANCE

BRANZ APPRAISED
Appraisal 682 [2022]

DECLARE RED LIST FREE
Certified toxin free

GREENGUARD
Indoor air quality approved

HOMESTAR/GREENSTAR
Credits available

EPD (in process for mid 2025 completion)

QUALITY ASSURANCE
50 year warranty

SPEC ASSIST

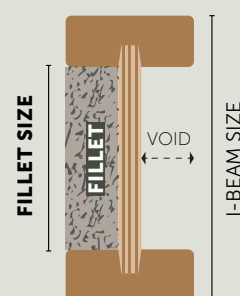
Masterspec

Smart Spec

Design Navigator

H1 Reports & spec writing

Contact:
spec@terralana.co.nz



R-VALUE	BATTEN	JOIST SIZE	SIZE IN BALE	M² PER BALE	CODE
R0.9	35mm	200mm hyJOIST	8 x 6m x 120mm	48 lm/bale	09.35.120F
R0.9	35mm	240mm hyJOIST	7 x 6m x 160mm	42 lm/bale	09.35.160F

* Other product fillets made to order—specify by fillet size, as per table above



building
wool innovation
for life

0800 485 262
spec@terralana.co.nz
terralana.co.nz



TERRALANA

EXTERIOR WALL WOOL INSULATION

PRODUCT DATA

The natural benefits of Terra Lana Wool designed for optimal exterior wall insulation

DESCRIPTION

Terra Lana Wool Wall Insulation is designed with rigidity to friction fit within exterior wall cavities and not slump or degrade over the life of the building.

FEATURES

- Designed to not slump or lose loft
- Superior insulative performance
- 100% recyclable (by Terra Lana)
- Easy to install, manufactured to fit
- Environmentally responsible product
- Naturally safe to handle & healthy in homes
- Manages moisture, maintaining thermal performance
- Excellent acoustic barrier qualities.

APPLICATIONS

- External stud walls (& ceilings where applicable)
- New and retrofit
- Residential and commercial buildings

COMPLIANCE

BRANZ APPRAISED
Appraisal 682 [2022]

DECLARE RED LIST FREE
Certified toxin free

GREENGUARD
Indoor air quality approved

HOMESTAR/GREENSTAR
Credits available

EPD (in process for mid 2025
completion)

QUALITY ASSURANCE
50 year warranty

SPEC ASSIST

Masterspec

Smart Spec


Design Navigator

H1 Reports & spec writing

Contact:

spec@terralana.co.nz

SPECIFICATIONS




R-VALUE	THICKNESS	CENTRES	BALE CONTAINS	M ² PER BALE	CODE
WALL SERVICE CAVITY					
R1.2	45mm	600mm	2 x 5m x 570mm	5.70 m ²	12.45.570
90MM WALL					
R2.4	90mm	400mm	10 x 1.2m x 360mm	4.32 m ²	24.90.360
R2.4	90mm	600mm	10 x 1.2m x 560mm	6.72 m ²	24.90.560
140MM WALL					
R3.2	140mm	400mm	10 x 1.2m x 360mm	4.32 m ²	32.140.360
R3.2	140mm	600mm	10 x 1.2m x 560mm	6.72 m ²	32.140.560
R3.6	140mm	400mm	10 x 1.2m x 360mm	4.32 m ²	36.140.360
R3.6	140mm	600mm	8 x 1.2m x 560mm	5.38 m ²	36.140.560



building
wool innovation
for life

0800 485 262
spec@terralana.co.nz
terralana.co.nz



TERRALANA

SERVICE CAVITY WOOL INSULATION

PRODUCT DATA

The natural benefits of Terra Lana Wool Insulation designed to fill service cavities

DESCRIPTION

Terra Lana service cavity insulation is designed to fill service cavity spaces adding R-Value to the thermal envelope, while still allowing the passage of wiring and plumbing services.

APPLICATIONS

- All ceiling and wall service cavities
- New and retrofit
- Residential and commercial buildings

FEATURES

- Designed to not slump or lose loft
- Superior insulative performance
- Easy to install, manufactured to fit
- Environmentally responsible product
- Naturally safe to handle & healthy in homes
- Excellent acoustic barrier qualities

COMPLIANCE

BRANZ APPRAISED
Appraisal 682 [2022]

DECLARE RED LIST FREE
Certified toxin free

GREENGUARD
Indoor air quality approved

HOMESTAR/GREENSTAR
Credits available

EPD (in process for mid 2025
completion)

QUALITY ASSURANCE
50 year warranty

SPEC ASSIST

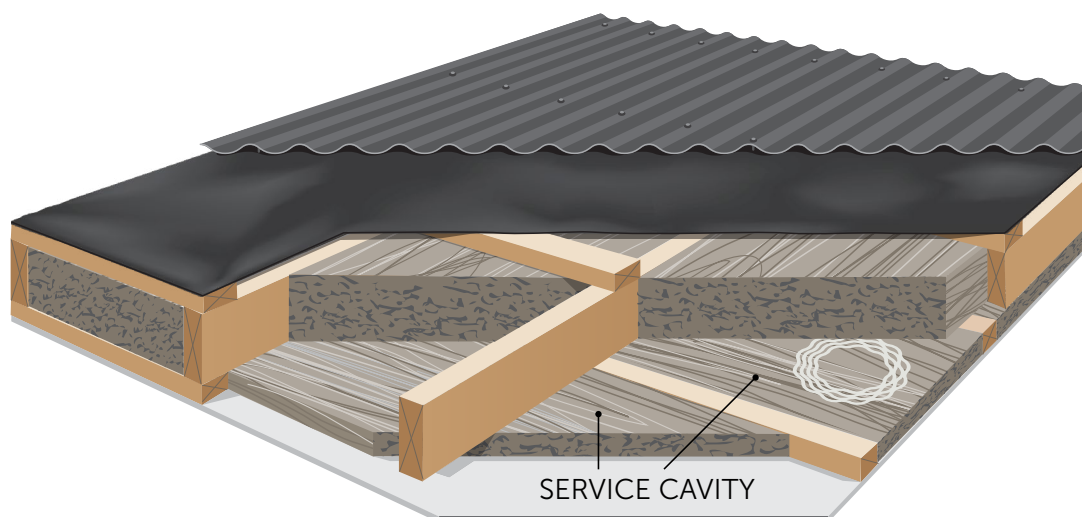
Masterspec

Smart Spec

Design Navigator

H1 Reports & spec writing

Contact:
spec@terralana.co.nz




SPECIFICATIONS

R-VALUE	THICKNESS	CENTRES	BALE CONTAINS	M ² PER BALE	CODE
CEILING SERVICE CAVITY INSULATION					
R0.9	35mm	600mm	2 x 6m x 570mm	6.84 m ²	09.35.570
R1.2	45mm	600mm	2 x 5m x 570mm	5.70 m ²	12.45.570
R2.4	90mm	600mm	10 x 1.2m x 560mm	6.72 m ²	24.90.560
WALL SERVICE CAVITY INSULATION					
R1.2	45mm	600mm	2 x 5m x 570mm	5.70 m ²	12.45.570



building
wool innovation
for life

0800 485 262
spec@terralana.co.nz
terralana.co.nz



TERRALANA

NEW BUILD DROP IN FLOOR WOOL INSULATION

PRODUCT DATA

The natural benefits of Terra Lana Wool insulation designed for new suspended floors

FEATURES

- Designed to not slump or lose loft
- Superior insulative performance
- Easy to install, manufactured to fit
- Environmentally responsible product
- Naturally safe to handle & healthy in homes
- Proprietary installation system
- Excellent acoustic barrier qualities

APPLICATIONS

- New lined & unlined timber suspended floors
- Retrofit, installed from above
- Non-enclosed or enclosed perimeter foundation floors
- Residential and commercial buildings

DESCRIPTION

Designed to be **installed from above prior to sheet flooring**, Drop In Floor insulation is held by friction fit and Terra Lana's proprietary cradle-strap fastening system.

Terra Lana Drop In Floor Insulation is dense, semi-rigid and highly resistant to slumping, creating a wind-proof layer that fills the underfloor voids leaving no gaps.

The wool component provides optimal thermal insulation, while also transmitting moisture away from the building and remaining effective even in damp underfloor conditions.

Terra Lana is locally manufactured from predominantly natural and recycled materials and is safe and easy to handle, providing an overall product solution to meet modern environmental compliance demands.

COMPLIANCE

BRANZ APPRAISED
Appraisal 682 [2022]

DECLARE RED LIST FREE
Certified toxin free

GREENGUARD
Indoor air quality approved

HOMESTAR/GREENSTAR
Credits available

EPD (in process for mid 2025 completion)

QUALITY ASSURANCE
50 year warranty

SPEC ASSIST

Masterspec

Smart Spec

Design Navigator

H1 Reports & spec writing

Contact:
spec@terralana.co.nz




SPECIFICATIONS

R-VALUE	THICKNESS	CENTRES	BALE CONTAINS	M ² PER BALE	CODE
NEW BUILD DROP IN UNDERFLOOR – Install from above with propriety fastening system, prior to sheet flooring					
R2.7	110mm	400mm	8 x 1.2m x 365mm	3.50 m ²	DIF.110.365
R3.2	140mm	400mm	8 x 1.2m x 365mm	3.50 m ²	DIF.140.365



building
wool innovation
for life

0800 485 262
spec@terralana.co.nz
terralana.co.nz



TERRALANA

RETROFIT UNDERFLOOR WOOL INSULATION

PRODUCT DATA

The superior natural benefits of Terra Lana Wool insulation designed for underfloors

DESCRIPTION

Designed to fill existing underfloor cavities with a durable, semi-rigid, high performance wool composition that is easy to install. The rigid structure prevents sagging, air movement and heat loss through gaps. The wool component transmits moisture vapour away from the building and maintains effectiveness in humid or damp conditions.

APPLICATIONS

- Suspended floors, installed from the underside where there is a minimum 350mm clearance between the bearer and ground.
- Retrofit under existing floors only
- Residential and commercial buildings

FEATURES

- Designed to not slump or lose loft
- Superior insulative performance
- 100% recyclable (by Terra Lana)
- Easy to install, manufactured to fit
- Environmentally responsible product
- Naturally safe to handle & healthy in homes
- Manages moisture, maintaining thermal performance
- Excellent acoustic barrier qualities

COMPLIANCE

BRANZ APPRAISED
Appraisal 682 [2022]

DECLARE RED LIST FREE
Certified toxin free

GREENGUARD
Indoor air quality approved

HOMESTAR/GREENSTAR
Credits available

EPD (in process for mid 2025 completion)

QUALITY ASSURANCE
50 year warranty

SPEC ASSIST

Masterspec

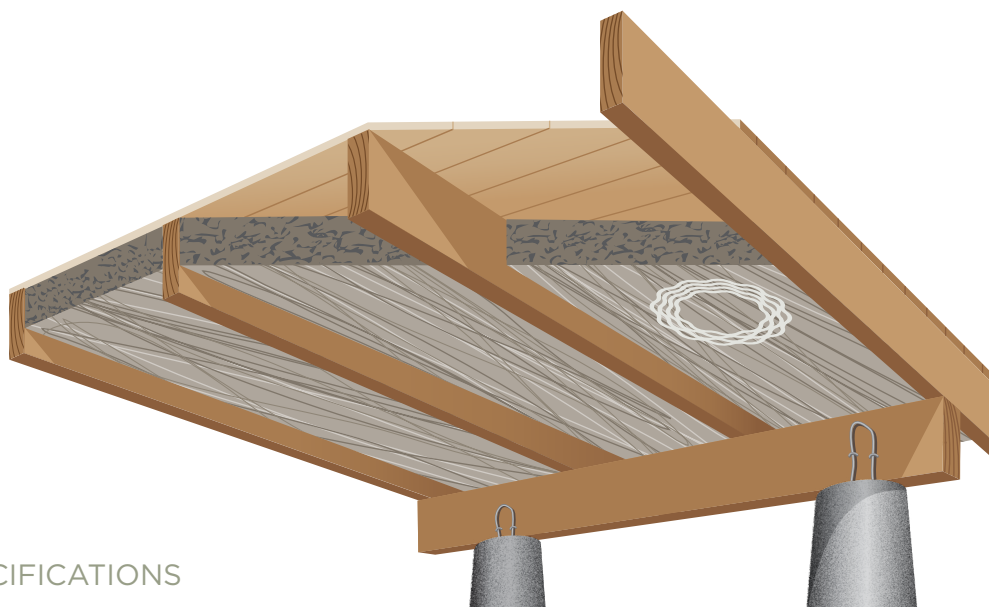
Smart Spec

Design Navigator

H1 Reports & spec writing

Contact:

spec@terralana.co.nz




SPECIFICATIONS

R-VALUE	THICKNESS	CENTRES	BALE CONTAINS	M ² PER BALE	CODE
R2.0	115mm	450mm	2 x 5.6m x 480mm	5.38 m ²	20.115.480



building
wool innovation
for life

0800 485 262
spec@terralana.co.nz
terralana.co.nz



TERRALANA

CHATTERBLOCK® WOOL ACOUSTIC INSULATION

PRODUCT DATA

The benefits of Terra Lana wool's premium performance designed to block out noise

DESCRIPTION

Terra Lana Chatterblock® leverages on wool's outstanding sound absorbing qualities. The semi-rigid construction is specifically formulated with a high density of at least 18kg/m³, giving a high flow resistance suitable for a wide range of specialised sound control.

Chatterblock® is locally manufactured from sheep wool from Canterbury farms and is safe to handle and easy to friction fit install, providing a solution that meets modern acoustic and environmental compliance standards.

APPLICATIONS

- Inter-tenancy walls and floors including **GIB Systems** (see next page)
- Residential and commercial buildings
- Internal walls and midfloors between living areas.

FEATURES

- Designed to not slump or lose loft
- Superior insulative performance
- 100% recyclable (by Terra Lana)
- Easy to install, manufactured to fit
- Environmentally responsible product
- Naturally safe to handle & healthy in homes
- Manages moisture, maintaining thermal performance
- Excellent acoustic barrier qualities

COMPLIANCE

BRANZ APPRAISED
Appraisal 682 [2022]

DECLARE RED LIST FREE
Certified toxin free

GREENGUARD
Indoor air quality approved

HOMESTAR/GREENSTAR
Credits available

EPD (in process for mid 2025
completion)

QUALITY ASSURANCE
50 year warranty

SPEC ASSIST

Masterspec

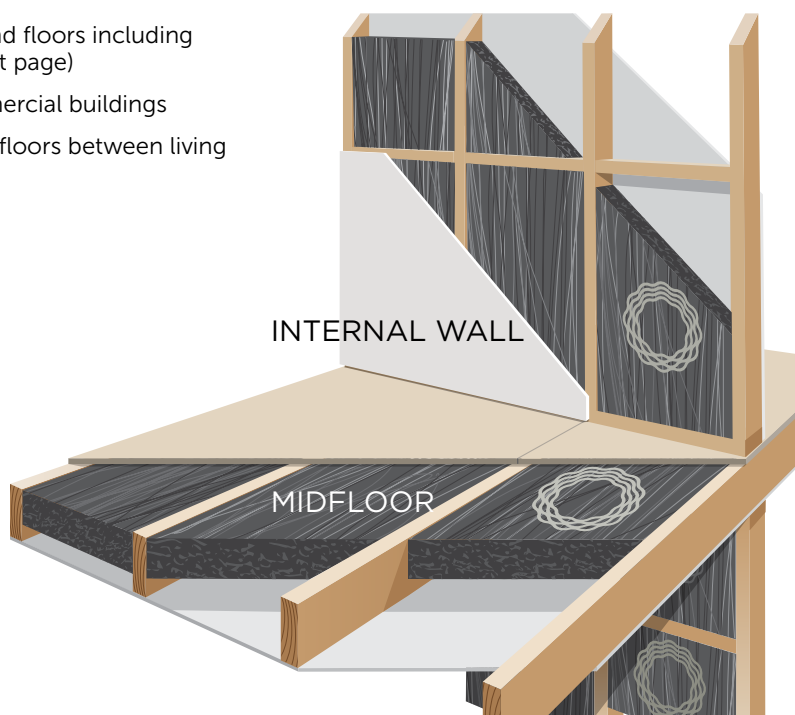
Smart Spec

Design Navigator

H1 Reports & spec writing

Contact:

spec@terralana.co.nz




SPECIFICATIONS

R-VALUE	THICKNESS	CENTRES	DENSITY	M ² PER BALE	CODE
CHATTERBLOCK® ACOUSTIC INSULATION – For internal walls and midfloors					
R1.4	60mm	600mm	46.7 kg/m ³	8.06 m ²	CB.60.560
R2.2	90mm	600mm	21.8 kg/m ³	8.06 m ²	CB.90.560
R3.2	140mm	600mm	18.2 kg/m ³	6.72 m ²	CB.140.560



building
wool innovation
for life

0800 485 262
spec@terralana.co.nz
terralana.co.nz



TERRALANA

GIB SYSTEM SOUND TRANSMISSION CLASS PRODUCT SPECIFICATIONS

GIB SPECIFICATION	STC* 60mm	STC* 90mm	GIB SPECIFICATION	STC* 60mm	STC* 90mm
CENTRAL BARRIER WALLS			SINGLE FRAME WALLS (continued)		
Timber frame walls – with GIB Barrierline central barrier			Steel frame walls – GIB Rail and acoustic resilient mount		
GBTLAB 60a	68	68	GBSA 30r	55	55
GBTLAB 60b	64	64	GBSA 60r	55	55
GBTLAB 60c	67	67	GBSA 90r	56	57
GBTLAB 60d	61	61	GBSIC 45a	55	55
Steel frame walls – with GIB Barrierline central barrier			Staggered steel stud walls		
GBSAB 60a	63	63	GBSA 30s	55	54
GBSAB 60b	67	67	GBSA 90s	60	59
GBSAB 60c	68	68	GIB Rondo Quiet Stud		
Staggered stud steel frame walls – with 13mm GIB Fyreline central barrier			GBQSA 45	56	55
GBSAB 60d	56	56	GBQSA 60a	55	54
GBSAB 60e	57	57	GBQSA 90	58	57
DOUBLE FRAME WALLS			Floor/ceiling and suspended grid Floor/ceiling systems		
Double timber frame walls			GBDFA 60b	57	57
GBTLA 30a	58	56	GBDFA 60d	67	67
GBTLA 30b	58	56	GBDFA 60e	65	65
GBTLA 60	60	58	GBSJA 45	55	55
GBTLA 90c	63	60	GBSJA 60	56	56
GBTLA 90d	67	64	Suspended grid systems		
Double steel frame walls			GBSCA 45	56	56
GBSA 30b	55	54	GBSCA 60a	56	56
GBSA 60c	59	58	<div>*Sound Transmission Class</div> <div>the rating for how well a partition attenuates sound. Higher numbers denote a greater reduction of sound.</div>		
GBSA 45	60	59			
GBSA 90c	61	60			
GBSA 90d	65	64			
SINGLE FRAME WALLS					
Single timber frame walls					
GBTLA 90r	55	54			
GBTLIC 45	61	59			
GBTLIC 60	61	60			
GBTLIC 60a	56	55			


*Sound Transmission Class

the rating for how well a partition attenuates sound. Higher numbers denote a greater reduction of sound.



building
wool innovation
for life

0800 485 262
spec@terralana.co.nz
terralana.co.nz



TERRALANA